

ADVANCED MACHINERY

Portable Vise & Clamping Systems


Do you struggle to securely hold your work? Whether you are an accomplished woodworker, an occasional crafter, or simply a handyman around the house, you know how important effective, easy clamping is for both results and safety!

Advanced Machinery offers you two portable clamping systems which securely hold virtually anything, anywhere. Any shape, any size, any material - ingenious design and unsurpassed quality enable these versatile and compact tools to handle even large jobs! And two models let you choose what's best for your needs and budget.

Incredibly easy to set up, our Portable Clamping Systems can be mounted nearly anywhere in seconds: on a workbench, picnic table, truck tailgate, plywood sheet, steel beam, or any other surface up to 2-3/4" thick. Our Clamping Systems feature one (z2) or two (SwissRex) Quick Release Movable Jaws, allowing you to quickly move the jaw next to your work piece so that minimal turning of the handle is required to clamp the work piece.

These powerful, precisely machined jaws hold your work firmly and securely with minimal clamping

pressure, which is easily applied using the ergonomic handle. After tightening, the handle can be instantly released into an "at-rest" hanging position to avoid interfering with your work.



The NEW z2 Portable Clamping System


The new z2 is a unique homeowner's portable clamping tool modeled after the original Swiss Vise that can hold virtually anything, anywhere. Whether for construction, repair, carving, boring, or finishing, the z2 can do it all!

The unique z2 System jaws have two clamping surfaces: one near the table edge and one approximately five-and-one-quarter inches off (above or below) the table. This creates unparalleled versatility: you can hold more than one work piece at a time to set up joinery, gluing and repair jobs with exceptional ease and simplicity. You'll discover a world of uses for your z2 System!

You can also flip the vise upside-down to create an even more unusual and highly valuable setup for flat work. In the "low-jaw" grip, the clamping surfaces protrude only 3/8" off the work surface - ideal for gaining fully unobstructed access to the entire surface of a flat piece. You can saw, sand, drill, plane, rout, carve and more, all without repositioning your work or the clamp!

The z2 Portable Clamping System includes a quick-release outboard jaw, two bench clamps, two turning centers, two soft jaws, the end stop as well as two lower soft jaws, two aluminum jaw covers, two tube jaws, a drill holder, a turntable, an owner's manual and an instructional DVD. Everything is packaged in a black molded plastic carrying case.

The z2 System is available exclusively from Advanced Machinery. It is covered by a home-use Lifetime Warranty: just return any broken metal part from your z2 system for a free replacement anytime – you pay only a nominal handling charge for as long as you own the tool!



The SWISSREX SuperVise Industrial Portable Clamping System

The new SWISSREX SuperVise is a super heavy-duty portable clamping system manufactured in Switzerland by RexMetall. Designed by the inventor of the original z-Vise as a heavy-duty commercial version with many enhancements, superior design and unsurpassed quality make this industrial tool able to handle the most demanding jobs!




Manufactured to exacting standards in the heart of Switzerland, the SWISSREX SuperVise is available in the USA and Canada exclusively from Advanced Machinery. It's functions are similar to those of the original z2 Portable Clamping System except that it is substantially heavier, stronger, and instead of one fixed and one movable jaw, the SwissRex System features

two independently movable quick-release jaws which also function as drill holders. Steel jaw covers, plastic jaw covers, tube & pipe jaws, and an extension unit to enable clamping of large objects are also included.

It is covered by a Lifetime Warranty: just return any broken metal part from your SWISSREX SuperVise for a free replacement anytime – you pay only a nominal handling charge for as long as you own the tool!

Zyliss TORNO Lathe

Using the same portable clamping design as the z2 Portable Clamping System, this handy tool lets you create beautiful and valuable turnings almost anywhere, powered by your drill. The TORNO lathe includes a sturdy mainframe, tool rest, turning center, and live center. The lathe fits stock up to 22" long and 7-1/2" in diameter. The drill you use to power the lathe must have a collar diameter of either 43mm (Euro standard) or 38mm/1.5" (common US standard). If your chuck is larger than the neck of the drill holder, you may need to remove the chuck in order to install the drill in your TORNO.



Call toll-free 1.800.727.6553 or visit our website @ www.advmachinery.com

